



INSTRUCTIONS D'ASSEMBLAGE
ASSEMBLY INSTRUCTIONS

MONARCH
SPECIALTIES INC.

I 2332

TABOURET DE BAR -
2PCS / 43"H / PIVOTANT / ARGENT

BARSTOOL -
2PCS / 43"H / SWIVEL / SILVER METAL

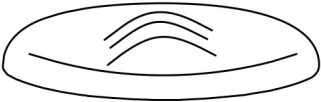
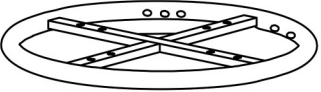
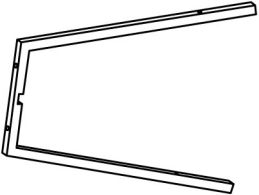
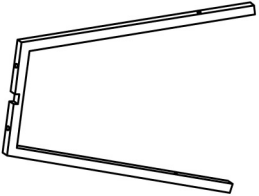
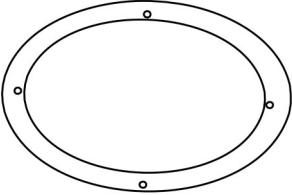


**POUR DE L'ASSISTANCE OU POUR COMMANDER
DES PIÈCES CONTACTEZ NOTRE DÉPARTEMENT
DE SERVICE À LA CLIENTÈLE.**

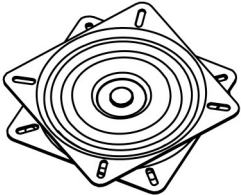
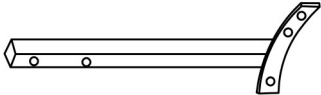
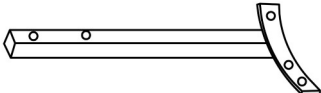
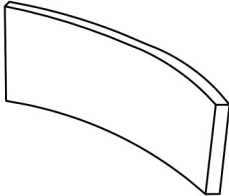
**FOR ASSISTANCE OR TO ORDER PARTS
CONTACT OUR CUSTOMER SERVICE DEPARTMENT**

WWW.MONARCHSERVICE.COM

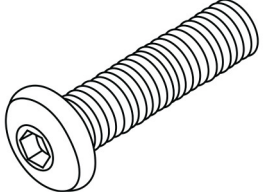
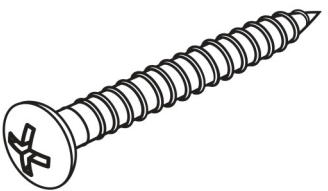
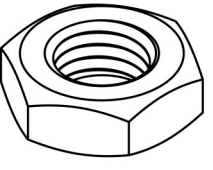
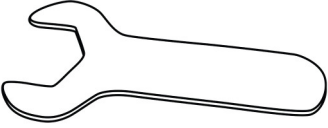
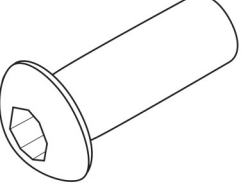
LISTE DES PIÈCES
PARTS LIST

PIÈCE / PART #	IMAGE	DESCRIPTION	QTY / QTÉ
1		SEAT CUSHION COUSSIN DU SIÈGE	2
2		SEAT FRAME CADRE DU SIÈGE	2
3		CHAIR LEG PATTE DE CHAISE	2
4		CHAIR LEG PATTE DE CHAISE	2
5		FOOT REST APPUI DU PIED	2

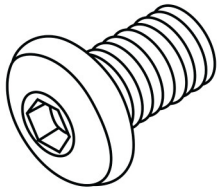
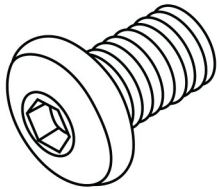
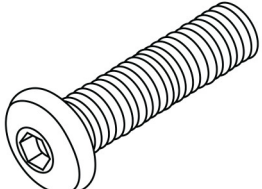
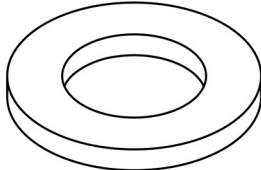
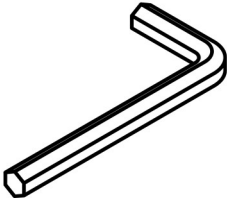
LISTE DES PIÈCES
PARTS LIST

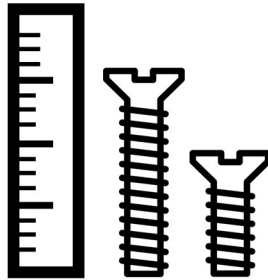
PIÈCE / PART #	IMAGE	DESCRIPTION	QTY / QTÉ
6		<p align="center">SWIVEL PLATE PLAQUE TOURNANTE</p>	2
7		<p align="center">BACK STRETCHER DOSSIER</p>	2
8		<p align="center">BACK STRETCHER DOSSIER</p>	2
9		<p align="center">BACK REST DOSSIER</p>	2

LISTE DES PIÈCES DE MONTAGE
HARDWARE LIST

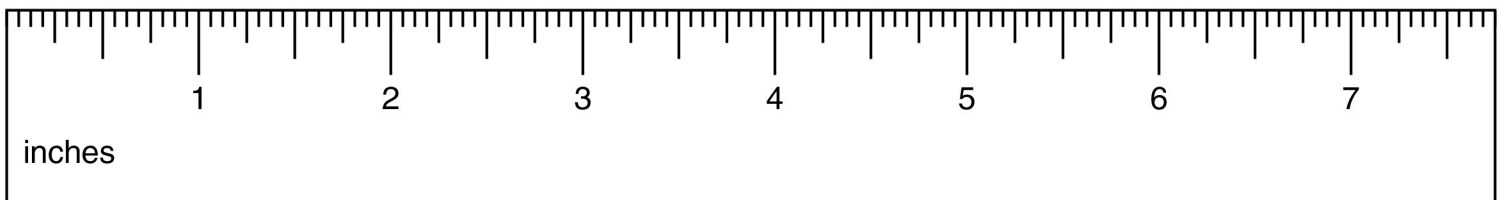
PIÈCE / PART #	IMAGE	DESCRIPTION	QTY / QTÉ
A		ASSEMBLING BOLT - Ø 1/4" X 1 3/8" BOULON D'ASSEMBLAGE - Ø 1/4" X 1 3/8"	16
B		ASSEMBLING SCREW - Ø 1/4" X 1" VIS D'ASSEMBLAGE - Ø 1/4" X 1"	8
C		HEX NUT - Ø 1/4" ÉCROU HEXAGONALE - Ø 1/4"	28
D		SPANNER CLÉ ANGLAISE	1
E		BARREL NUT - Ø 1/4" X 3/4" ÉCROU DE CANON - Ø 1/4" X 3/4"	8

LISTE DES PIÈCES DE MONTAGE
HARDWARE LIST

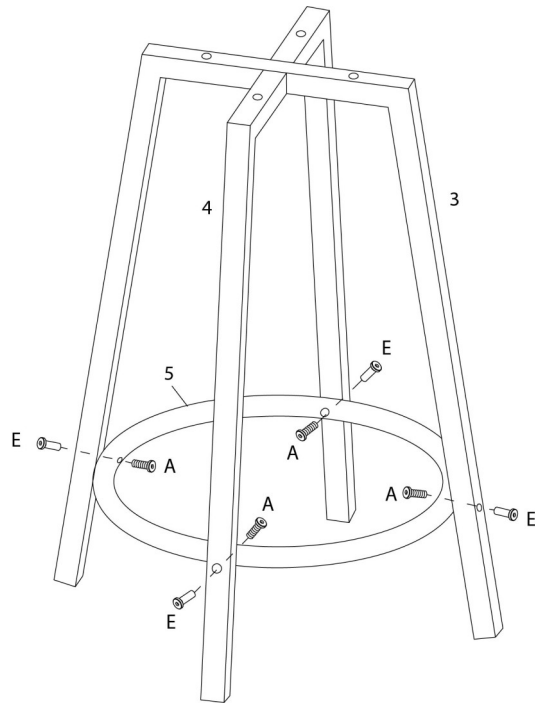
PIÈCE / PART #	IMAGE	DESCRIPTION	QTY / QTÉ
F		ASSEMBLING BOLT - Ø 1/4" X 1/2" BOULON D'ASSEMBLAGE - Ø 1/4" X 1/2"	8
G		ASSEMBLING BOLT - Ø 1/4" X 3/4" BOULON D'ASSEMBLAGE - Ø 1/4" X 3/4"	8
H		ASSEMBLING BOLT - Ø 1/4" X 1" BOULON D'ASSEMBLAGE - Ø 1/4" X 1"	12
I		METAL WASHER - Ø 1/4" RONDELLE DE MÉTAL - Ø 1/4"	12
J		HEX KEY CLÉ HEXAGONALE	2



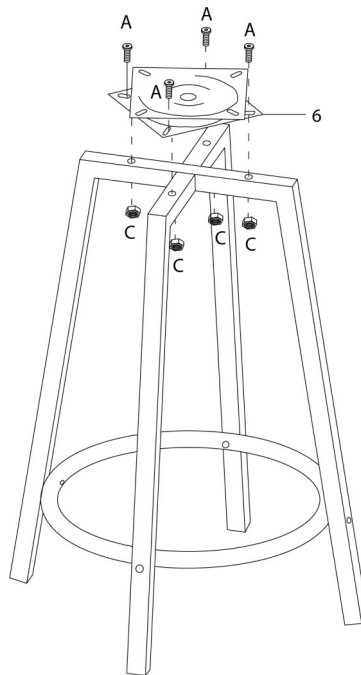
OUTIL DE VÉRIFICATION DE DIMENSIONS DES PIÈCES
HARDWARE DIMENSIONS VERIFICATION TOOL



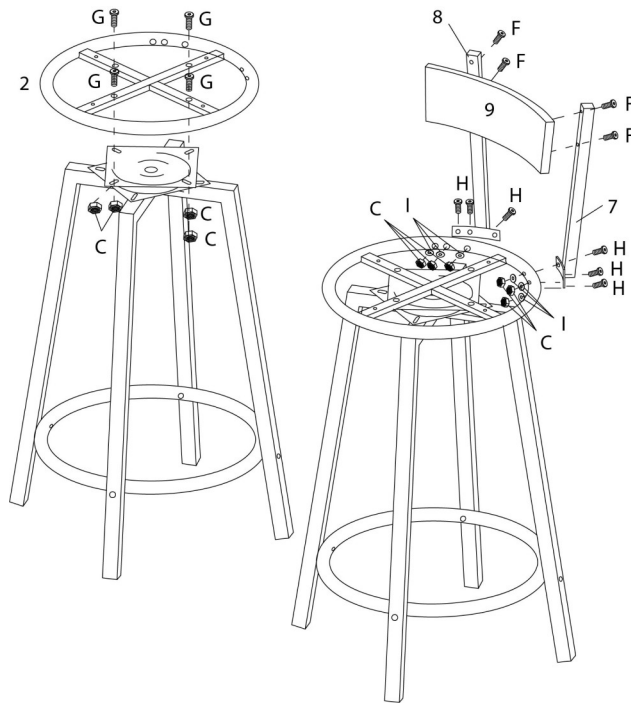
ÉTAPE / STEP 1



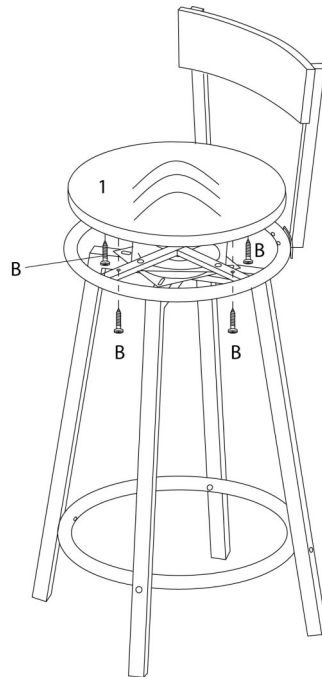
ÉTAPE / STEP 2



ÉTAPE / STEP 3



ÉTAPE / STEP 4



ÉTAPE / STEP 5

